

GUJARAT UNIVERSITY
K. S. SCHOOL OF BUSINESS MANAGEMENT

[FIVE YEARS' FULL-TIME M.B.A./M.Sc.(CA&IT) INTEGRATED DEGREE COURSE]

તારીખ : 16/01/2019

નોટિસ

કે એસ સ્કૂલમાં અભ્યાસ કરતાં MBA / MSC ના વિદ્યાર્થીઓએ તેમની ફી Online/Offline ભરવાની રહેશે જે ઓનલાઇન ફી ભરવાની છે તેની માહિતી કે એસ સ્કૂલ ની Website માં આપેલ છે. Website ઉપર બેન્ક ની લિન્ક આપેલ છે. જે લિન્ક ઉપર ક્લિક કરી પોતાના વ્યક્તિગત ડેટા કાળજી પૂર્વક એન્ટર કરી ફી ભરવાની રહેશે. આ સાથે સામેલ PDF File માં કયા ડેટા એન્ટર કરવા તેની માહિતી આપેલ છે તેમજ બેંક ઓનલાઇન ફી ભરવા ના ચાર્જ દર્શાવેલ છે. ફી ભરવાની તારીખ 16/01/2019 થી 31/01/2019 સુધી રહેશે.

Students of KSSBM can pay their fees either online or in State Bank of India, Gujarat University Branch. For Online Payment, link is provided in K S Website. Step by step procedure to be followed is also given in detail. Bank Charges for online payment is also listed. 1st year to 5th year Students of MBA and M.Sc.(CA &IT) have to pay fees between 16th January 2019 to 31st January 2019. Payment after 31st January 2019 will attract a fine of Rs 100 per day. Request for waiver of late fee will not be entertained.

Director

CLASS	TIMINGS	SIGN	CLASS	TIMINGS	SIGN
FYMBA-DIV-A	9:00 AM TO 12:00 NOON		FYMSC-DIV-A	12:00 AM TO 03:00 PM	
FYMBA-DIV-B			FYMSC-DIV-B		
FYMBA-DIV-C			FYMSC-DIV-C		
SYMBA-DIV-A			SYMBA-DIV-A		
SYMBA-DIV-B			SYMBA-DIV-B		
SYMBA-DIV-C			SYMBA-DIV-C		
TYMBA-DIV-A			TYMBA-DIV-A		
TYMBA-DIV-B			TYMBA-DIV-B		
TYMBA-DIV-C			TYMBA-DIV-C		
4THMBA-DIV-A			4THMBA-DIV-A		
4THMBA-DIV-B			4THMBA-DIV-B		
4THMBA-DIV-C			4THMBA-DIV-C		
5THMBA-DIV-A			5THMBA-DIV-A		
5THMBA-DIV-B			5THMBA-DIV-B		
5THMBA-DIV-C			5THMBA-DIV-C		

GUJARAT UNIVERSITY
K. S. SCHOOL OF BUSINESS MANAGEMENT
[FIVE YEARS' FULL-TIME M.B.A./M.Sc.(CA&IT) INTEGRATED DEGREE COURSE I]

Mode of the Payment

Sr No	Mode of Payment	Charges	Remarks	Non Available hours
1	Internet Banking	Rs.11.80/-		24X7 Available
2	Credit Card	Rs.106.20/-		24X7 Available
3	UPI (Bhim/Any other Apps)	Rs.11.80/-		23X7 10.30 to 11.30
4	NEFT / RTGS	Rs.18/-		24X7 Available
5	Cash	No Charges		Banking hours

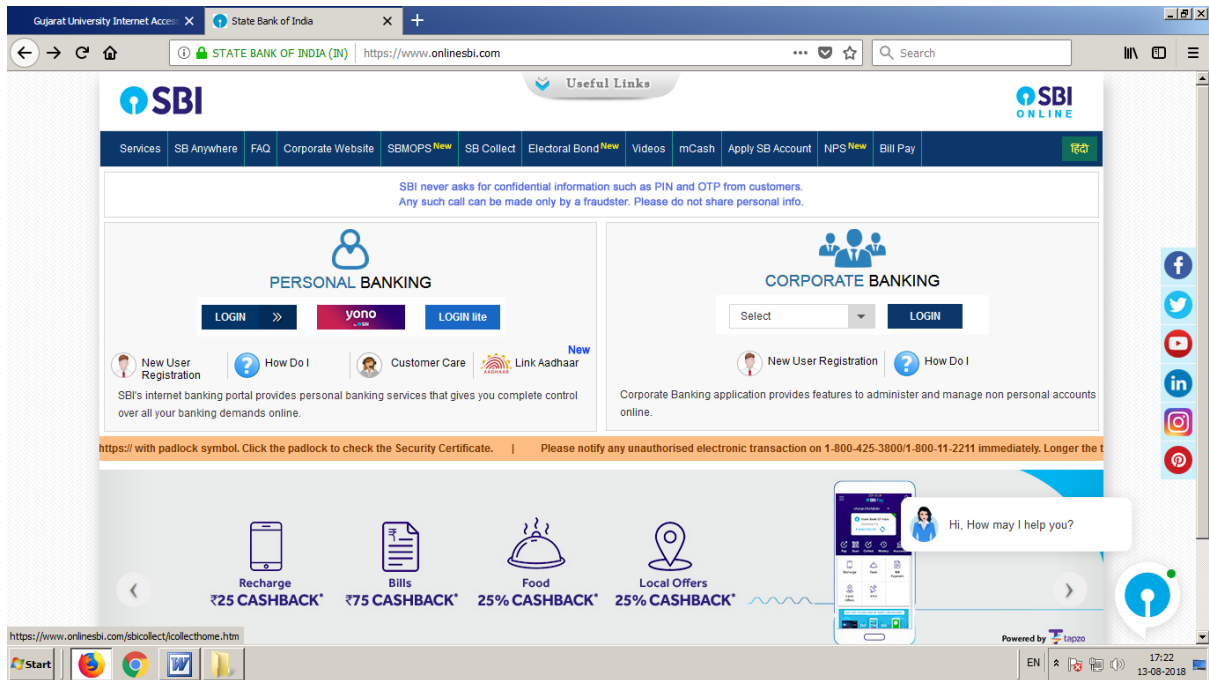
GUJARAT UNIVERSITY

K. S. SCHOOL OF BUSINESS MANAGEMENT

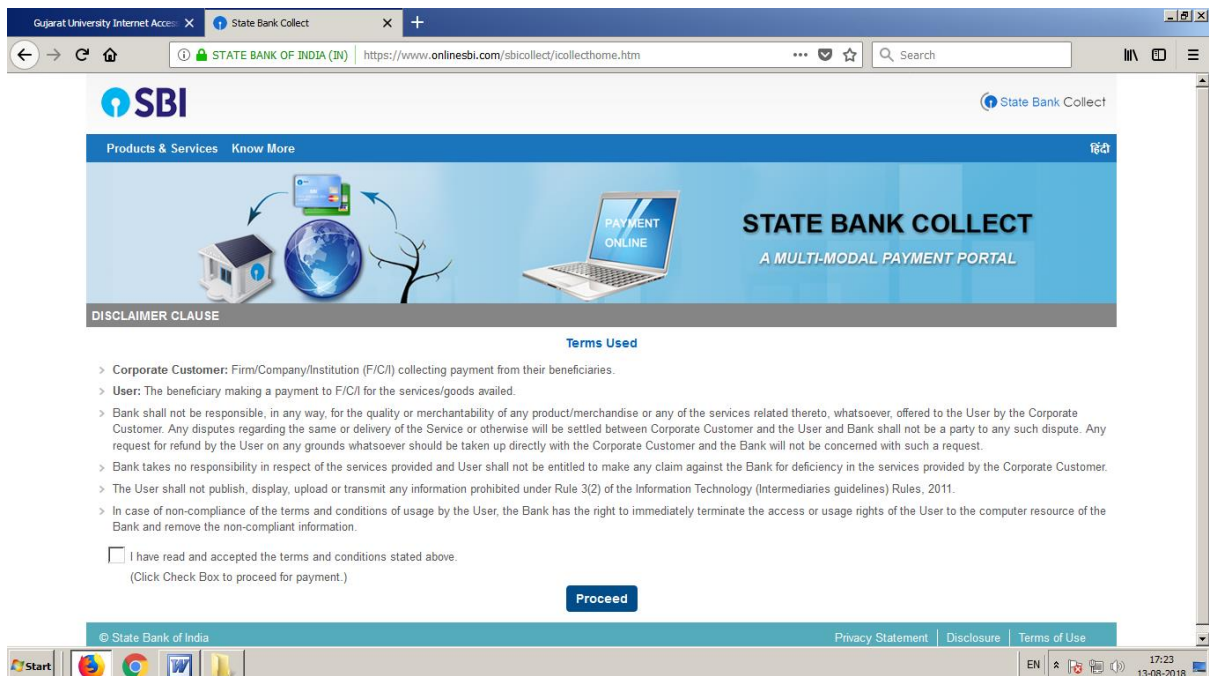
[FIVE YEARS' FULL-TIME M.B.A./M.Sc.(CA&IT) INTEGRATED DEGREE COURSE]

Screen Short

Step 1: Click on SBI Collect



Step: 2 Get this screen



Click Check Box to proceed for payment.

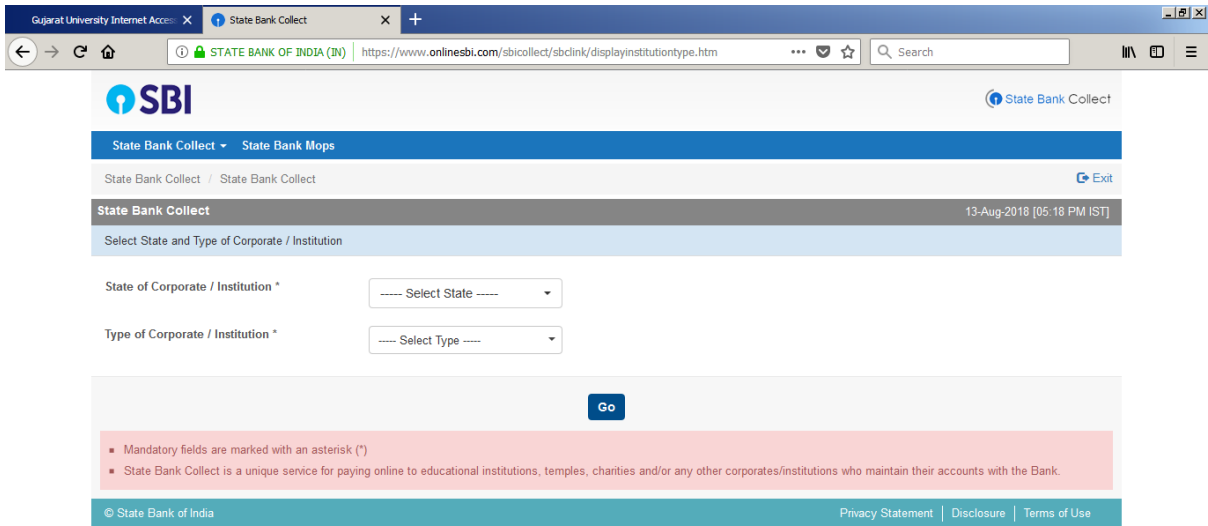
And Proceed

GUJARAT UNIVERSITY

K. S. SCHOOL OF BUSINESS MANAGEMENT

[FIVE YEARS' FULL-TIME M.B.A./M.Sc.(CA&IT) INTEGRATED DEGREE COURSE]

Step : 3 Select Option



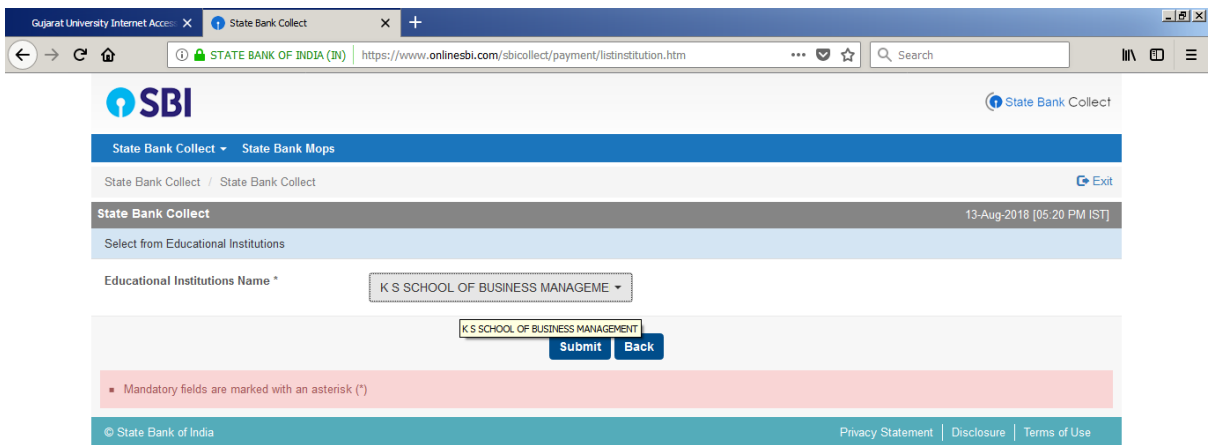
The screenshot shows the State Bank Collect website interface. The browser address bar displays the URL: <https://www.onlinesbi.com/sbicollect/sbclink/displayinstitutiontype.htm>. The page title is "State Bank Collect". The main content area includes a navigation menu with "State Bank Collect" and "State Bank Mops". Below the navigation, there is a breadcrumb trail: "State Bank Collect / State Bank Collect". The page header shows the date and time: "13-Aug-2018 [05:18 PM IST]". The main heading is "Select State and Type of Corporate / Institution". There are two dropdown menus: "State of Corporate / Institution *" and "Type of Corporate / Institution *". A "Go" button is located below the dropdowns. A red warning box contains the text: "Mandatory fields are marked with an asterisk (*)" and "State Bank Collect is a unique service for paying online to educational institutions, temples, charities and/or any other corporates/institutions who maintain their accounts with the Bank." The footer includes "© State Bank of India" and links for "Privacy Statement", "Disclosure", and "Terms of Use".



Click on State of Corporate / Institution : Gujarat

Click on Type of Corporate / Institution * : Educational Institutions

And Go



The screenshot shows the State Bank Collect website interface after selecting the options. The browser address bar displays the URL: <https://www.onlinesbi.com/sbicollect/payment/listinstitution.htm>. The page title is "State Bank Collect". The main content area includes a navigation menu with "State Bank Collect" and "State Bank Mops". Below the navigation, there is a breadcrumb trail: "State Bank Collect / State Bank Collect". The page header shows the date and time: "13-Aug-2018 [05:20 PM IST]". The main heading is "Select from Educational Institutions". There is a dropdown menu for "Educational Institutions Name *" with the selected option "K S SCHOOL OF BUSINESS MANAGEME". Below the dropdown, there are "Submit" and "Back" buttons. A red warning box contains the text: "Mandatory fields are marked with an asterisk (*)". The footer includes "© State Bank of India" and links for "Privacy Statement", "Disclosure", and "Terms of Use".



Click on Submit

GUJARAT UNIVERSITY

K. S. SCHOOL OF BUSINESS MANAGEMENT

[FIVE YEARS' FULL-TIME M.B.A./M.Sc.(CA&IT) INTEGRATED DEGREE COURSE]

Step 4:

Select Payment Category * : Fees and Fill up all the details carefully

The screenshot shows a web browser window with the URL <https://www.onlinesbi.com/sbicollect/payment/showpaymentdetail>. The page header identifies the institution as K. S. SCHOOL OF BUSINESS MANAGEMENT, GUJARAT UNIVERSITY, NARANPURA, AHMEDABAD-380009. The main content area is titled "Provide details of payment" and contains the following fields:

- Select Payment Category * (Dropdown menu, currently set to FEES)
- ENROLLMENT NUMBER *
- ROLL NUMBER *
- COURSE *
- YEAR *
- SEMESTER *
- FULL NAME *
- NAME OF FATHER *
- CONTACT NUMBER *
- EMAIL ID *
- AMOUNT *
- Remarks (Text area)
- Please enter your Name, Date of birth (For Personal Banking) / Incorporation (For Corporate Banking) & Mobile Number. This is required to reprint your e-receipt / remittance (RRF) form, if the user wishes.
- Name *
- Date Of Birth / Incorporation *
- Mobile Number *
- Enter the text as shown in the image * (Captcha: 8D&E9)

At the bottom of the form, there are buttons for "Submit", "Reset", and "Back". The Windows taskbar at the bottom shows the system time as 17:28 on 13-08-2018.

Press submit